

About the college

Following is a brief profile of Rajdhani College

Feedback Framework

Following is the list of questions, which is taken by the stakeholders

Question	Option
Knowledge base of the teacher	Very Good
Knowledge base of the teacher	Good
Knowledge base of the teacher	Satisfactory
Knowledge base of the teacher	Below threshold
Communication Skills	Very Good
Communication Skills	Good
Communication Skills	Satisfactory
Communication Skills	Below threshold
Sincerity / Commitment of the teacher	Very Good
Sincerity / Commitment of the teacher	Good
Sincerity / Commitment of the teacher	Satisfactory
Sincerity / Commitment of the teacher	Below threshold
Interest generated by the teacher	Very Good
Interest generated by the teacher	Good
Interest generated by the teacher	Satisfactory

Interest generated by the teacher	Below threshold
Ability to integrate course material with environment/other issues, to provide a broader perspective	Very Good
Ability to integrate course material with environment/other issues, to provide a broader perspective	Good
Ability to integrate course material with environment/other issues, to provide a broader perspective	Satisfactory
Ability to integrate course material with environment/other issues, to provide a broader perspective	Below threshold
Ability to integrate content with other courses	Very Good
Ability to integrate content with other courses	Good
Ability to integrate content with other courses	Satisfactory
Ability to integrate content with other courses	Below threshold
Accessibility of the teacher in and out of the class (includes availability of the teacher to motivate further study and discussion outside class)	Very Good
Accessibility of the teacher in and out of the class (includes availability of the teacher to motivate further study and discussion outside class)	Good
Accessibility of the teacher in and out of the class (includes availability of the teacher to motivate further study and discussion outside class)	Satisfactory
Accessibility of the teacher in and out of the class (includes availability of the teacher to motivate further study and discussion outside class)	Below threshold
Ability to design quizzes /Tests / assignments / examinations and projects to evaluate students understanding of the course	Very Good
Ability to design quizzes /Tests / assignments / examinations and projects to evaluate students understanding of the course	Good
Ability to design quizzes /Tests / assignments / examinations and projects to evaluate students understanding of the course	Satisfactory
Ability to design quizzes /Tests / assignments / examinations and projects to evaluate students understanding of the course	Below threshold
Provision of sufficient time for feedback	Very Good
Provision of sufficient time for feedback	Good
Provision of sufficient time for feedback	Satisfactory
Provision of sufficient time for feedback	Below threshold
Overall rating	Very Good
Overall rating	Good
Overall rating	Satisfactory

Overall rating

Below
threshold

Total questions answered by the all students

> Above framework has been selected for the feedback and here is the summary of responses

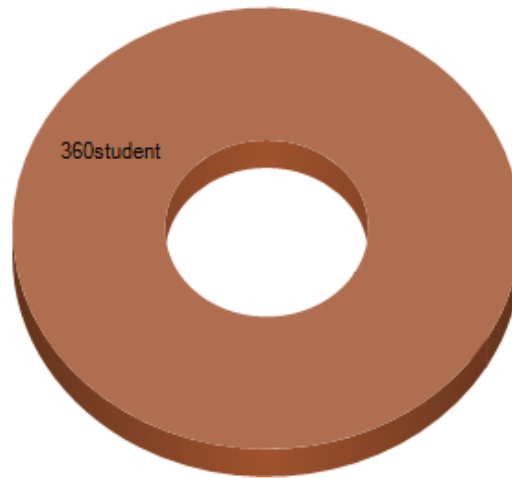


Figure1: Doughnut Diagram - number of responses

Type	Total Number
360student	1227

Summary of number of respondents

> Below is the total number of students and faculty who is taken the feedback

Type	Total Number
360student	43




Figure2: Doughnut Diagram - number of respondents

Average score per question

> Below is the data, that reflects average score per question

Question	Score
Sincerity / Commitment of the teacher	9.23
Knowledge base of the teacher	9.4
Ability to integrate course material with environment/other issues, to provide a broader perspective	9.12
Interest generated by the teacher	9.02
Ability to design quizzes /Tests / assignments / examinations and projects to evaluate students understanding of the course	8.98
Accessibility of the teacher in and out of the class (includes availability of the teacher to motivate further study and discussion outside class)	9.05
Overall rating	9.29
Provision of sufficient time for feedback	9.18
Communication Skills	9.18
Ability to integrate content with other courses	8.87

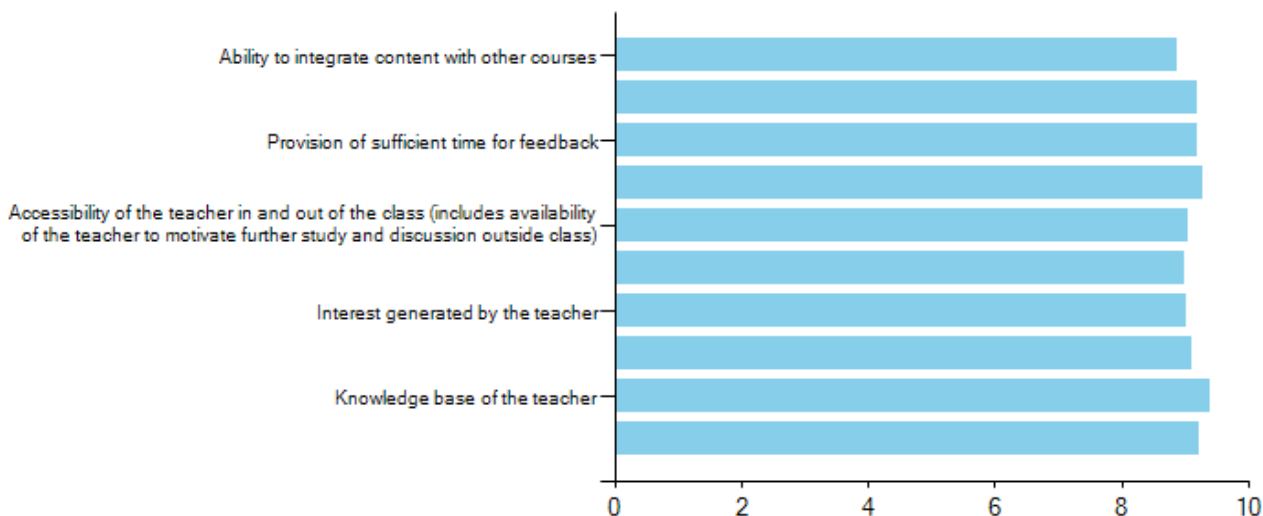


Figure3: Bar Diagram - average score per question

Summary of responses for every option

> Below is the data that reflects, summary of responses for every option

Question	Option	Count
Overall rating	Good	30
Communication Skills	Below threshold	6
Sincerity / Commitment of the teacher	Good	37
Communication Skills	Satisfactory	9
Ability to integrate content with other courses	Very Good	60
Knowledge base of the teacher	Good	34
Overall rating	Below threshold	5
Ability to design quizzes /Tests / assignments / examinations and projects to evaluate students understanding of the course	Good	43
Ability to integrate content with other courses	Good	37
Accessibility of the teacher in and out of the class (includes availability of the teacher to motivate further study and discussion outside class)	Very Good	63
Interest generated by the teacher	Satisfactory	9
Ability to integrate course material with environment/other issues, to provide a broader perspective	Below threshold	6
Communication Skills	Very Good	79

Provision of sufficient time for feedback	Good	40
Interest generated by the teacher	Below threshold	8
Ability to integrate course material with environment/other issues, to provide a broader perspective	Satisfactory	6
Accessibility of the teacher in and out of the class (includes availability of the teacher to motivate further study and discussion outside class)	Satisfactory	7
Provision of sufficient time for feedback	Below threshold	5
Ability to integrate course material with environment/other issues, to provide a broader perspective	Very Good	70
Interest generated by the teacher	Very Good	68
Accessibility of the teacher in and out of the class (includes availability of the teacher to motivate further study and discussion outside class)	Good	43
Sincerity / Commitment of the teacher	Satisfactory	5
Knowledge base of the teacher	Very Good	86
Ability to design quizzes /Tests / assignments / examinations and projects to evaluate students understanding of the course	Below threshold	6
Sincerity / Commitment of the teacher	Below threshold	6
Sincerity / Commitment of the teacher	Very Good	80
Knowledge base of the teacher	Satisfactory	2
Overall rating	Satisfactory	6
Ability to integrate content with other courses	Satisfactory	18
Accessibility of the teacher in and out of the class (includes availability of the teacher to motivate further study and discussion outside class)	Below threshold	6
Ability to design quizzes /Tests / assignments / examinations and projects to evaluate students understanding of the course	Very Good	59
Communication Skills	Good	33
Ability to integrate course material with environment/other issues, to provide a broader perspective	Good	43
Ability to design quizzes /Tests / assignments / examinations and projects to evaluate students understanding of the course	Satisfactory	9
Knowledge base of the teacher	Below threshold	4
Ability to integrate content with other courses	Below threshold	6
Overall rating	Very Good	80
Provision of sufficient time for feedback	Very Good	69

Interest generated by the teacher	Good	39
Provision of sufficient time for feedback	Satisfactory	5

Score across course

> Below is the data for the students, who have given the feedback across various courses offered

Question	B.A. (Hindi)	B.A. Prog	B.Sc (Hons) CHEMISTRY	B.Sc (Hons) Electronics	B.Sc (Hons) Physics	B.Sc (Prog) Electronics	B.Sc (Prog) PCM
Ability to design quizzes /Tests / assignments / examinations and projects to evaluate students understanding of the course	9.03	10	8.5	9.53	8.85	8.36	
Ability to integrate content with other courses	8.95	9.25	8.5	9.29	8.76	8.22	
Ability to integrate course material with environment/other issues, to provide a broader perspective	9.26	9.25	9	9.38	9.03	8.36	
Accessibility of the teacher in and out of the class (includes availability of the teacher to motivate further study and discussion outside class)	9.23	9.25	8.5	9.25	8.98	8.22	
Communication Skills	9.42	10	8.5	9.25	9.05	8.36	10
Interest generated by the teacher	9.13	9.25	8.5	9.16	8.98	8.36	
Knowledge base of the teacher	9.38	10	9.5	9.66	9.44	8.77	10
Overall rating	9.44	10	9	9.38	9.21	8.63	
Provision of sufficient time for feedback	9.39	10	9	9.62	9.01	7.95	
Sincerity / Commitment of the teacher	9.42	9.5	9	9	9.23	8.63	10

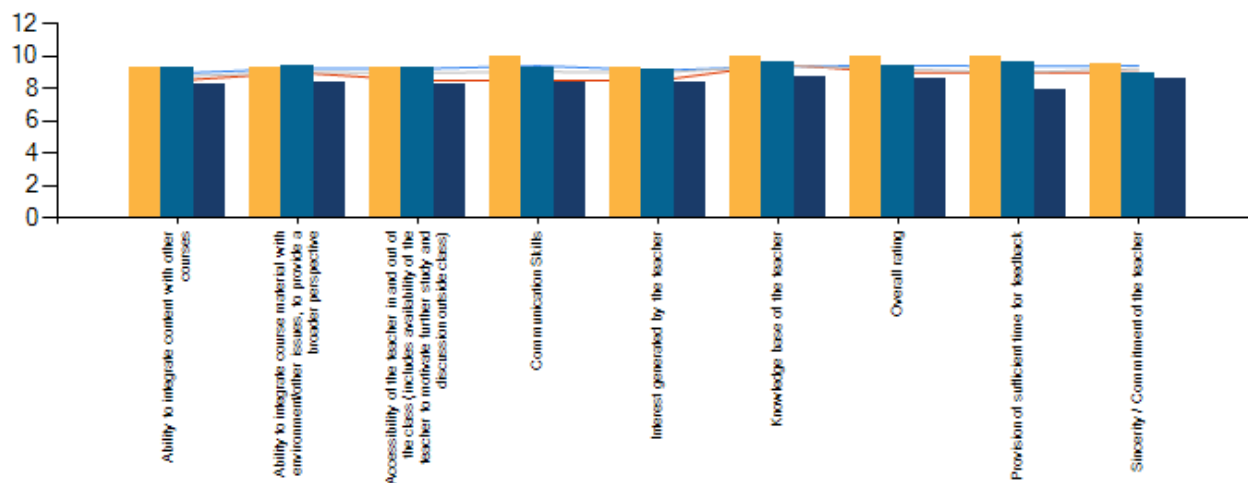


Figure4: Spline Diagram - score across course

Score across batch

> Below is the data for the students, who have given the feedback across various batches

Question	2016-17	2017-18	2018-19
Ability to design quizzes /Tests / assignments / examinations and projects to evaluate students understanding of the course	8.78	9.15	9.4
Ability to integrate content with other courses	8.67	9.05	9.09
Ability to integrate course material with environment/other issues, to provide a broader perspective	8.9	9.32	9.4
Accessibility of the teacher in and out of the class (includes availability of the teacher to motivate further study and discussion outside class)	8.83	9.29	9.09
Communication Skills	8.91	9.46	9.25
Interest generated by the teacher	8.83	9.28	8.19
Knowledge base of the teacher	9.34	9.43	9.75
Overall rating	9.11	9.5	9.09
Provision of sufficient time for feedback	8.89	9.47	9.09
Sincerity / Commitment of the teacher	9.07	9.46	8.75

Comparison based on average score

- Average Score - Overall average of particular question
- Total Average - Average of all questions and responses
- Result - Based on comparison of Total Average with Average Score
- > Below is the data where, Institute can focus on improvement areas.

Question	Avg score	Total avg	Result
Ability to design quizzes /Tests / assignments / examinations and projects to evaluate students understanding of the course	8.98	9.13	Needs improvement
Ability to integrate content with other courses	8.87	9.13	Needs improvement
Ability to integrate course material with environment/other issues, to provide a broader perspective	9.12	9.13	Needs improvement
Accessibility of the teacher in and out of the class (includes availability of the teacher to motivate further study and discussion outside class)	9.05	9.13	Needs improvement
Communication Skills	9.18	9.13	Ok
Interest generated by the teacher	9.02	9.13	Needs improvement
Knowledge base of the teacher	9.4	9.13	Ok
Overall rating	9.29	9.13	Ok
Provision of sufficient time for feedback	9.18	9.13	Ok
Sincerity / Commitment of the teacher	9.23	9.13	Ok

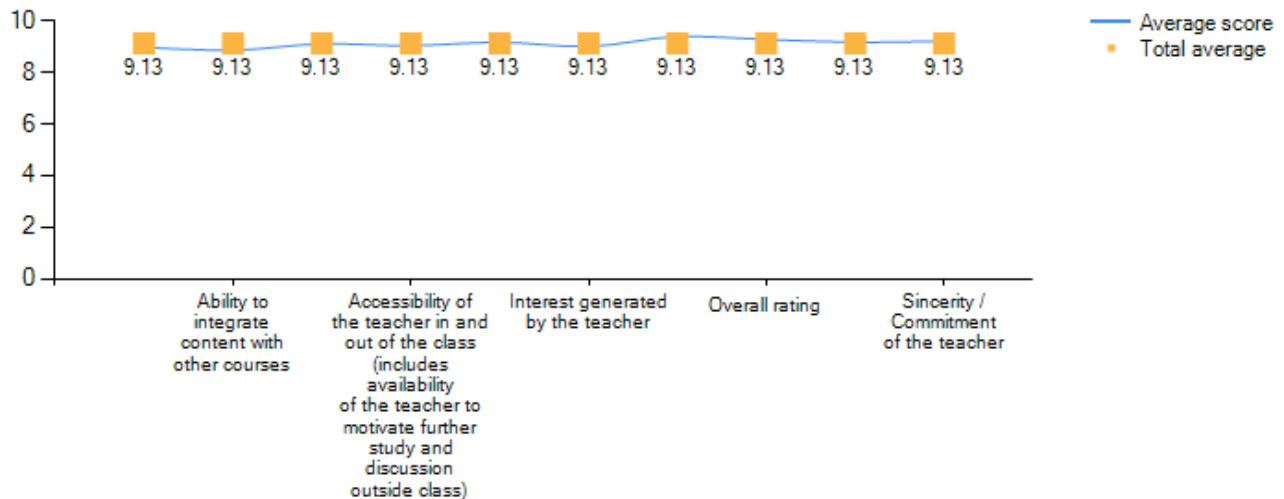


Figure5: Bar Spline Diagram - comparison based on average score

Comparison of maximum and minimum score

- Average Score - Overall average of particular question

- Total Average - Average of all questions and responses
- Max Score - Maximum score of particular question
- Min Score - Minimum score of particular question
- Result - Based on comparison of Total Average with Average Score

Question	Avg score	Total avg	Max score	Min score	Result
Ability to design quizzes /Tests / assignments / examinations and projects to evaluate students understanding of the course	8.98	9.13	10	5.5	Needs improvement
Ability to integrate content with other courses	8.87	9.13	10	5.5	Needs improvement
Ability to integrate course material with environment/other issues, to provide a broader perspective	9.12	9.13	10	5.5	Needs improvement
Accessibility of the teacher in and out of the class (includes availability of the teacher to motivate further study and discussion outside class)	9.05	9.13	10	5.5	Needs improvement
Communication Skills	9.18	9.13	10	5.5	Ok
Interest generated by the teacher	9.02	9.13	10	5.5	Needs improvement
Knowledge base of the teacher	9.4	9.13	10	5.5	Ok
Overall rating	9.29	9.13	10	5.5	Ok
Provision of sufficient time for feedback	9.18	9.13	10	5.5	Ok
Sincerity / Commitment of the teacher	9.23	9.13	10	5.5	Ok




Figure6: Candlestick Diagram - reflects the max & min score

