

## About the college

Following is a brief profile of Rajdhani College

## Feedback Framework

Following is the list of questions, which is taken by the stakeholders

Question	Option
Knowledge base of the teacher	Very Good
Knowledge base of the teacher	Good
Knowledge base of the teacher	Satisfactory
Knowledge base of the teacher	Below threshold
Communication Skills	Very Good
Communication Skills	Good
Communication Skills	Satisfactory
Communication Skills	Below threshold
Sincerity / Commitment of the teacher	Very Good
Sincerity / Commitment of the teacher	Good
Sincerity / Commitment of the teacher	Satisfactory
Sincerity / Commitment of the teacher	Below threshold
Interest generated by the teacher	Very Good
Interest generated by the teacher	Good
Interest generated by the teacher	Satisfactory
Interest generated by the teacher	Below threshold
Ability to integrate course material with environment/other issues, to provide a broader perspective	Very Good
Ability to integrate course material with environment/other issues, to provide a broader perspective	Good
Ability to integrate course material with environment/other issues, to provide a broader perspective	Satisfactory
Ability to integrate course material with environment/other issues, to provide a broader perspective	Below threshold
Ability to integrate content with other courses	Very Good
Ability to integrate content with other courses	Good
Ability to integrate content with other courses	Satisfactory
Ability to integrate content with other courses	Below threshold
Accessibility of the teacher in and out of the class (includes availability of the teacher to motivate further study and discussion outside class)	Very Good
Accessibility of the teacher in and out of the class (includes availability of the teacher to motivate further study and discussion outside class)	Good

Accessibility of the teacher in and out of the class (includes availability of the teacher to motivate further study and discussion outside class)	Satisfactory
Accessibility of the teacher in and out of the class (includes availability of the teacher to motivate further study and discussion outside class)	Below threshold
Ability to design quizzes /Tests / assignments / examinations and projects to evaluate students understanding of the course	Very Good
Ability to design quizzes /Tests / assignments / examinations and projects to evaluate students understanding of the course	Good
Ability to design quizzes /Tests / assignments / examinations and projects to evaluate students understanding of the course	Satisfactory
Ability to design quizzes /Tests / assignments / examinations and projects to evaluate students understanding of the course	Below threshold
Provision of sufficient time for feedback	Very Good
Provision of sufficient time for feedback	Good
Provision of sufficient time for feedback	Satisfactory
Provision of sufficient time for feedback	Below threshold
Overall rating	Very Good
Overall rating	Good
Overall rating	Satisfactory
Overall rating	Below threshold

## Total questions answered by the all students

> Above framework has been selected for the feedback and here is the summary of responses




Figure1: Doughnut Diagram - number of responses

Type	Total Number
360student	7915

## Summary of number of respondents

> Below is the total number of students and faculty who is taken the feedback

Type	Total Number
------	--------------

360student	390
------------	-----




Figure2: Doughnut Diagram - number of respondents

### Average score per question

> Below is the data, that reflects average score per question

Question	Score
Sincerity / Commitment of the teacher	9.1
Knowledge base of the teacher	9.3
Ability to integrate course material with environment/other issues, to provide a broader perspective	8.95
Interest generated by the teacher	8.95
Ability to design quizzes /Tests / assignments / examinations and projects to evaluate students understanding of the course	8.99
Accessibility of the teacher in and out of the class (includes availability of the teacher to motivate further study and discussion outside class)	8.92
Overall rating	9.12
Provision of sufficient time for feedback	8.95
Communication Skills	9.15
Ability to integrate content with other courses	8.84

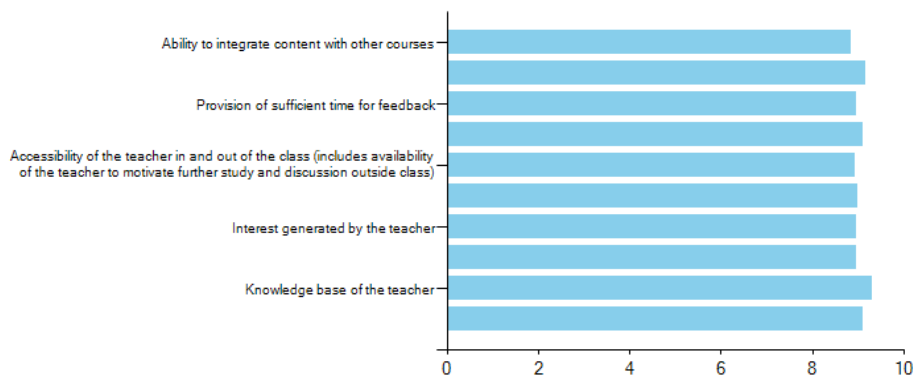


Figure3: Bar Diagram - average score per question

### Summary of responses for every option

> Below is the data that reflects, summary of responses for every option

Question	Option	Count
Overall rating	Good	238

Communication Skills	Below threshold	30
Sincerity / Commitment of the teacher	Good	207
Communication Skills	Satisfactory	72
Ability to integrate content with other courses	Very Good	370
Knowledge base of the teacher	Good	162
Overall rating	Below threshold	23
Ability to design quizzes /Tests / assignments / examinations and projects to evaluate students understanding of the course	Good	241
Ability to integrate content with other courses	Good	263
Accessibility of the teacher in and out of the class (includes availability of the teacher to motivate further study and discussion outside class)	Very Good	435
Interest generated by the teacher	Satisfactory	97
Ability to integrate course material with environment/other issues, to provide a broader perspective	Below threshold	33
Communication Skills	Very Good	467
Provision of sufficient time for feedback	Good	266
Interest generated by the teacher	Below threshold	42
Ability to integrate course material with environment/other issues, to provide a broader perspective	Satisfactory	92
Accessibility of the teacher in and out of the class (includes availability of the teacher to motivate further study and discussion outside class)	Satisfactory	101
Provision of sufficient time for feedback	Below threshold	22
Ability to integrate course material with environment/other issues, to provide a broader perspective	Very Good	398
Interest generated by the teacher	Very Good	415
Accessibility of the teacher in and out of the class (includes availability of the teacher to motivate further study and discussion outside class)	Good	223
Sincerity / Commitment of the teacher	Satisfactory	73
Knowledge base of the teacher	Very Good	531
Ability to design quizzes /Tests / assignments / examinations and projects to evaluate students understanding of the course	Below threshold	30
Sincerity / Commitment of the teacher	Below threshold	33
Sincerity / Commitment of the teacher	Very Good	447
Knowledge base of the teacher	Satisfactory	64
Overall rating	Satisfactory	84
Ability to integrate content with other courses	Satisfactory	118
Accessibility of the teacher in and out of the class (includes availability of the teacher to motivate further study and discussion outside class)	Below threshold	53
Ability to design quizzes /Tests / assignments / examinations and projects to evaluate students understanding of the course	Very Good	421
Communication Skills	Good	200
Ability to integrate course material with environment/other issues, to provide a broader perspective	Good	260
Ability to design quizzes /Tests / assignments / examinations and projects to evaluate students understanding of the course	Satisfactory	101
Knowledge base of the teacher	Below threshold	23
Ability to integrate content with other courses	Below threshold	35

Overall rating	Very Good	473
Provision of sufficient time for feedback	Very Good	425
Interest generated by the teacher	Good	220
Provision of sufficient time for feedback	Satisfactory	127

## Score across course

> Below is the data for the students, who have given the feedback across various courses offered

Question	B.Sc (Prog) Electronics	B.Sc (Prog) PCM	B.A (Hons) History	B.Com (Hons)	B.Sc (prog) Computer Science	B.Sc (PROGRAM) Industrial Chemistry	B.Sc (Hons) Electronics	B.A (Hons) Sanskrit	B.Sc (Hons) CHEMISTRY	B.A. (Hindi)	B.Sc (Hons) Mathematics	B.A (Ho Poli Sci)
Ability to design quizzes /Tests / assignments / examinations and projects to evaluate students understanding of the course	9.43	9.43	9.12	8.64	9.27	9.59	9.25	8.5	8.59	9.37	9.28	8.86
Ability to integrate content with other courses	9.59	9.15	9.21	8.28	9.08	9.38	9.72	8.5	8.43	9.25	9.2	8.86
Ability to integrate course material with environment/other issues, to provide a broader perspective	9.64	9.09	9.25	8.61	8.95	9.23	9.43	9.25	8.5	9.46	9.25	8.96
Accessibility of the teacher in and out of the class (includes availability of the teacher to motivate further study and discussion outside class)	9.63	9.28	9.21	8.34	9	9.36	9.77	8.5	8.73	9.57	9.26	8.24
Communication Skills	9.62	9.32	9.37	8.57	9.31	9.68	9.53	9.35	8.74	9.59	9.48	8.84
Interest generated by the teacher	9.62	9.36	9.12	8.41	9.15	9.39	9.53	8.92	8.65	9.62	9.25	8.47
Knowledge base of the teacher	9.84	9.5	9.43	9.02	9.43	9.5	9.81	9.57	8.87	9.78	9.54	9.16
Overall rating	9.5	9.64	9.16	8.52	9.33	9.5	9.62	9.25	8.94	9.59	9.5	8.72
Provision of sufficient time for feedback	9.58	9.67	9.11	8.48	9.14	9.26	9.71	8.87	8.63	9.07	9.28	8.96
Sincerity / Commitment of the teacher	9.7	9.52	9.18	8.62	9.47	9.57	9.43	8.71	8.83	9.35	9.26	9.02

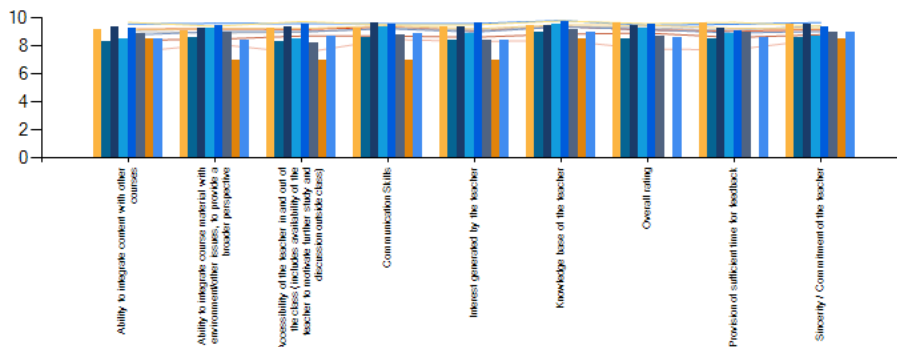


Figure4: Spline Diagram - score across course

### Score across batch

> Below is the data for the students, who have given the feedback across various batches

Question	2016-17	2017-18	2018-19
Ability to design quizzes /Tests / assignments / examinations and projects to evaluate students understanding of the course	9.18	9.2	8.96
Ability to integrate content with other courses	9.27	9.16	8.79
Ability to integrate course material with environment/other issues, to provide a broader perspective	9.35	9.23	8.91
Accessibility of the teacher in and out of the class (includes availability of the teacher to motivate further study and discussion outside class)	9.44	9.16	8.87
Communication Skills	9.45	9.38	9.11
Interest generated by the teacher	9.48	9.21	8.9
Knowledge base of the teacher	9.55	9.54	9.27
Overall rating	9.31	9.4	9.09
Provision of sufficient time for feedback	9.31	9.19	8.91
Sincerity / Commitment of the teacher	9.41	9.26	9.07

### Comparison based on average score

- Average Score - Overall average of particular question
  - Total Average - Average of all questions and responses
  - Result - Based on comparison of Total Average with Average Score
- > Below is the data where, Institute can focus on improvement areas.

Question	Avg score	Total avg	Result
Ability to design quizzes /Tests / assignments / examinations and projects to evaluate students understanding of the course	8.99	9.03	Needs improvement
Ability to integrate content with other courses	8.84	9.03	Needs improvement
Ability to integrate course material with environment/other issues, to provide a broader perspective	8.95	9.03	Needs improvement
Accessibility of the teacher in and out of the class (includes availability of the teacher to motivate further study and discussion outside class)	8.92	9.03	Needs improvement
Communication Skills	9.15	9.03	Ok

Interest generated by the teacher	8.95	9.03	Needs improvement
Knowledge base of the teacher	9.3	9.03	Ok
Overall rating	9.12	9.03	Ok
Provision of sufficient time for feedback	8.95	9.03	Needs improvement
Sincerity / Commitment of the teacher	9.1	9.03	Ok

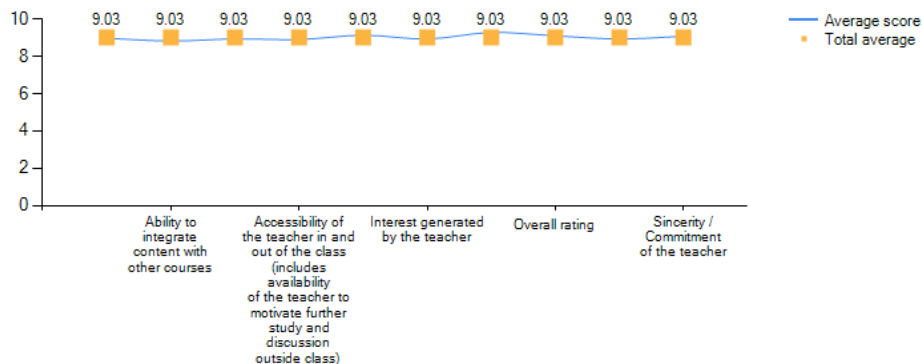


Figure5: Bar Spline Diagram - comparison based on average score

## Comparison of maximum and minimum score

- Average Score - Overall average of particular question
- Total Average - Average of all questions and responses
- Max Score - Maximum score of particular question
- Min Score - Minimum score of particular question
- Result - Based on comparison of Total Average with Average Score

Question	Avg score	Total avg	Max score	Min score	Result
Ability to design quizzes /Tests / assignments / examinations and projects to evaluate students understanding of the course	8.99	9.03	10	5.5	Needs improvement
Ability to integrate content with other courses	8.84	9.03	10	5.5	Needs improvement
Ability to integrate course material with environment/other issues, to provide a broader perspective	8.95	9.03	10	5.5	Needs improvement
Accessibility of the teacher in and out of the class (includes availability of the teacher to motivate further study and discussion outside class)	8.92	9.03	10	5.5	Needs improvement
Communication Skills	9.15	9.03	10	5.5	Ok
Interest generated by the teacher	8.95	9.03	10	5.5	Needs improvement
Knowledge base of the teacher	9.3	9.03	10	5.5	Ok
Overall rating	9.12	9.03	10	5.5	Ok
Provision of sufficient time for feedback	8.95	9.03	10	5.5	Needs improvement
Sincerity / Commitment of the teacher	9.1	9.03	10	5.5	Ok




Figure6: Candlestick Diagram - reflects the max & min score