

About the college

Following is a brief profile of Rajdhani College

Feedback Framework

Following is the list of questions, which is taken by the stakeholders

| Question | Option |
|--|-----------------|
| Knowledge base of the teacher | Very Good |
| Knowledge base of the teacher | Good |
| Knowledge base of the teacher | Satisfactory |
| Knowledge base of the teacher | Below threshold |
| Communication Skills | Very Good |
| Communication Skills | Good |
| Communication Skills | Satisfactory |
| Communication Skills | Below threshold |
| Sincerity / Commitment of the teacher | Very Good |
| Sincerity / Commitment of the teacher | Good |
| Sincerity / Commitment of the teacher | Satisfactory |
| Sincerity / Commitment of the teacher | Below threshold |
| Interest generated by the teacher | Very Good |
| Interest generated by the teacher | Good |
| Interest generated by the teacher | Satisfactory |
| Interest generated by the teacher | Below threshold |
| Ability to integrate course material with environment/other issues, to provide a broader perspective | Very Good |
| Ability to integrate course material with environment/other issues, to provide a broader perspective | Good |
| Ability to integrate course material with environment/other issues, to provide a broader perspective | Satisfactory |
| Ability to integrate course material with environment/other issues, to provide a broader perspective | Below threshold |
| Ability to integrate content with other courses | Very Good |
| Ability to integrate content with other courses | Good |
| Ability to integrate content with other courses | Satisfactory |
| Ability to integrate content with other courses | Below threshold |
| Accessibility of the teacher in and out of the class (includes availability of the teacher to motivate further study and discussion outside class) | Very Good |
| Accessibility of the teacher in and out of the class (includes availability of the teacher to motivate further study and discussion outside class) | Good |

| | |
|--|-----------------|
| Accessibility of the teacher in and out of the class (includes availability of the teacher to motivate further study and discussion outside class) | Satisfactory |
| Accessibility of the teacher in and out of the class (includes availability of the teacher to motivate further study and discussion outside class) | Below threshold |
| Ability to design quizzes /Tests / assignments / examinations and projects to evaluate students understanding of the course | Very Good |
| Ability to design quizzes /Tests / assignments / examinations and projects to evaluate students understanding of the course | Good |
| Ability to design quizzes /Tests / assignments / examinations and projects to evaluate students understanding of the course | Satisfactory |
| Ability to design quizzes /Tests / assignments / examinations and projects to evaluate students understanding of the course | Below threshold |
| Provision of sufficient time for feedback | Very Good |
| Provision of sufficient time for feedback | Good |
| Provision of sufficient time for feedback | Satisfactory |
| Provision of sufficient time for feedback | Below threshold |
| Overall rating | Very Good |
| Overall rating | Good |
| Overall rating | Satisfactory |
| Overall rating | Below threshold |

Total questions answered by the all students

> Above framework has been selected for the feedback and here is the summary of responses

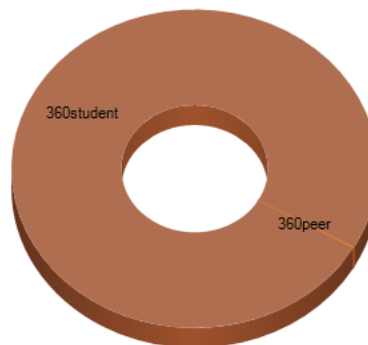


Figure1: Doughnut Diagram - number of responses

| Type | Total Number |
|------------|--------------|
| 360student | 5483 |
| 360peer | 10 |

Summary of number of respondents

> Below is the total number of students and faculty who is taken the feedback

| Type | Total Number |
|------------|--------------|
| 360peer | 1 |
| 360student | 235 |

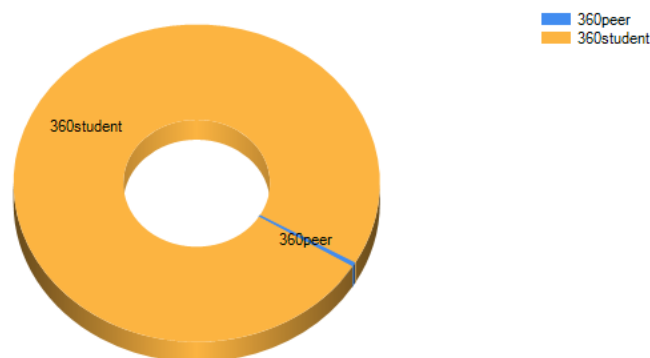


Figure2: Doughnut Diagram - number of respondents

Average score per question

> Below is the data, that reflects average score per question

| Question | Score |
|--|-------|
| Sincerity / Commitment of the teacher | 9.1 |
| Knowledge base of the teacher | 9.22 |
| Ability to integrate course material with environment/other issues, to provide a broader perspective | 8.87 |
| Interest generated by the teacher | 8.87 |
| Ability to design quizzes /Tests / assignments / examinations and projects to evaluate students understanding of the course | 8.87 |
| Accessibility of the teacher in and out of the class (includes availability of the teacher to motivate further study and discussion outside class) | 8.89 |
| Overall rating | 9.06 |
| Provision of sufficient time for feedback | 8.95 |
| Communication Skills | 9.04 |
| Ability to integrate content with other courses | 8.8 |

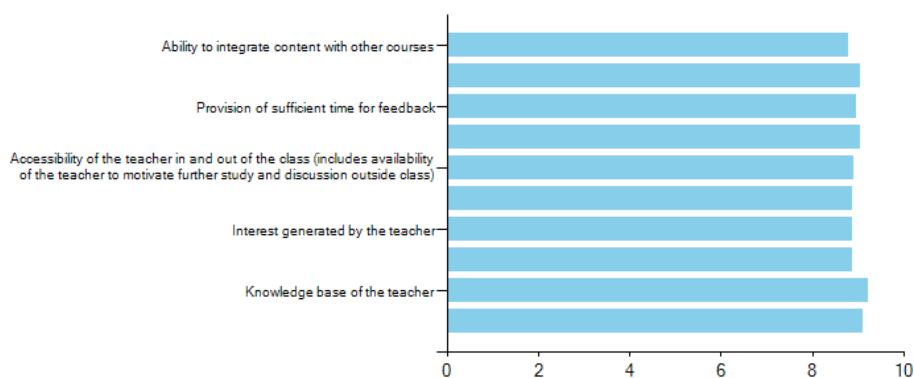


Figure3: Bar Diagram - average score per question

Summary of responses for every option

> Below is the data that reflects, summary of responses for every option

| Question | Option | Count |
|--|-----------------|-------|
| Overall rating | Good | 156 |
| Communication Skills | Below threshold | 25 |
| Sincerity / Commitment of the teacher | Good | 157 |
| Communication Skills | Satisfactory | 57 |
| Ability to integrate content with other courses | Very Good | 266 |
| Knowledge base of the teacher | Good | 129 |
| Overall rating | Below threshold | 22 |
| Ability to design quizzes /Tests / assignments / examinations and projects to evaluate students understanding of the course | Good | 189 |
| Ability to integrate content with other courses | Good | 194 |
| Accessibility of the teacher in and out of the class (includes availability of the teacher to motivate further study and discussion outside class) | Very Good | 283 |
| Interest generated by the teacher | Satisfactory | 70 |
| Ability to integrate course material with environment/other issues, to provide a broader perspective | Below threshold | 37 |
| Communication Skills | Very Good | 304 |
| Provision of sufficient time for feedback | Good | 174 |
| Interest generated by the teacher | Below threshold | 35 |
| Ability to integrate course material with environment/other issues, to provide a broader perspective | Satisfactory | 63 |
| Accessibility of the teacher in and out of the class (includes availability of the teacher to motivate further study and discussion outside class) | Satisfactory | 56 |
| Provision of sufficient time for feedback | Below threshold | 25 |
| Ability to integrate course material with environment/other issues, to provide a broader perspective | Very Good | 274 |
| Interest generated by the teacher | Very Good | 276 |
| Accessibility of the teacher in and out of the class (includes availability of the teacher to motivate further study and discussion outside class) | Good | 175 |
| Sincerity / Commitment of the teacher | Satisfactory | 52 |
| Knowledge base of the teacher | Very Good | 347 |
| Ability to design quizzes /Tests / assignments / examinations and projects to evaluate students understanding of the course | Below threshold | 35 |
| Sincerity / Commitment of the teacher | Below threshold | 21 |
| Sincerity / Commitment of the teacher | Very Good | 315 |
| Knowledge base of the teacher | Satisfactory | 52 |
| Overall rating | Satisfactory | 54 |
| Ability to integrate content with other courses | Satisfactory | 77 |
| Accessibility of the teacher in and out of the class (includes availability of the teacher to motivate further study and discussion outside class) | Below threshold | 40 |
| Ability to design quizzes /Tests / assignments / examinations and projects to evaluate students understanding of the course | Very Good | 287 |
| Communication Skills | Good | 155 |
| Ability to integrate course material with environment/other issues, to provide a broader perspective | Good | 181 |
| Ability to design quizzes /Tests / assignments / examinations and projects to evaluate students understanding of the course | Satisfactory | 71 |

| | | |
|---|-----------------|-----|
| Knowledge base of the teacher | Below threshold | 16 |
| Ability to integrate content with other courses | Below threshold | 36 |
| Overall rating | Very Good | 299 |
| Provision of sufficient time for feedback | Very Good | 265 |
| Interest generated by the teacher | Good | 166 |
| Provision of sufficient time for feedback | Satisfactory | 57 |

Score across course

> Below is the data for the students, who have given the feedback across various courses offered

| Question | B.Sc (Prog) Electronics | B.Sc (Prog) PCM | B.A (Hons) History | B.Com (Hons) | B.Sc (prog) Computer Science | B.Sc (Hons) Electronics | B.A (Hons) Sanskrit | B.Sc (Hons) CHEMISTRY | B.A. (Hindi) | B.Sc (Hons) Mathematics | B.A (Hons) Political Science | B.A (Ho) Econonr |
|--|-------------------------|-----------------|--------------------|--------------|------------------------------|-------------------------|---------------------|-----------------------|--------------|-------------------------|------------------------------|------------------|
| Ability to design quizzes /Tests / assignments / examinations and projects to evaluate students understanding of the course | 8.66 | 9 | 8.52 | 9.15 | 7.18 | 9.5 | 10 | 8.77 | 9.34 | 9.09 | 10 | 8.72 |
| Ability to integrate content with other courses | 8.88 | 8.5 | 8.64 | 9 | 7.18 | 9.83 | 10 | 8.41 | 9.07 | 9.4 | 10 | 9.03 |
| Ability to integrate course material with environment/other issues, to provide a broader perspective | 8.66 | 8.5 | 8.8 | 8.76 | 6.81 | 9.83 | 10 | 8.69 | 9.12 | 9.25 | 10 | 9.07 |
| Accessibility of the teacher in and out of the class (includes availability of the teacher to motivate further study and discussion outside class) | 8.72 | 8.5 | 8.73 | 9.45 | 7.66 | 9.83 | 10 | 8.42 | 9.22 | 9.09 | 8.5 | 8.77 |
| Communication Skills | 8.7 | 8.5 | 8.92 | 9.1 | 7.93 | 9.83 | 10 | 9.05 | 9.23 | 9.09 | 10 | 9.06 |
| Interest generated by the teacher | 8.7 | 8.12 | 8.54 | 9.02 | 7.56 | 9.83 | 10 | 8.75 | 9.08 | 9.09 | 8.5 | 9.08 |
| Knowledge base of the teacher | 9.11 | 8.5 | 9.15 | 9.19 | 8.31 | 9.66 | 10 | 9.11 | 9.37 | 9.4 | 10 | 9.23 |
| Overall rating | 8.83 | 8.5 | 9.01 | 9.22 | 7.64 | 10 | 10 | 8.9 | 9.37 | 9.4 | | 9.11 |
| Provision of sufficient time for feedback | 8.6 | 9 | 8.77 | 9.07 | 7.75 | 10 | 10 | 8.5 | 9.2 | 9.4 | | 8.9 |
| Sincerity / Commitment of the teacher | 8.98 | 9.62 | 9.02 | 9.19 | 7.56 | 9.83 | 10 | 9.32 | 9.26 | 8.8 | 10 | 9.03 |

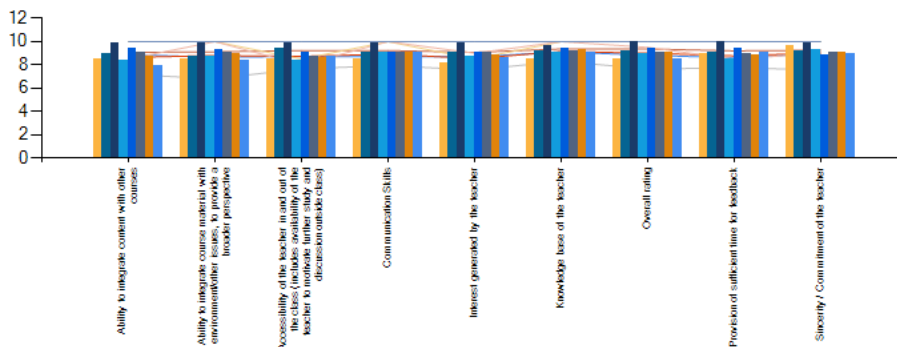


Figure4: Spline Diagram - score across course

Score across batch

> Below is the data for the students, who have given the feedback across various batches

| Question | 2016-17 | 2017-18 | NA | 2018-19 |
|--|---------|---------|----|---------|
| Ability to design quizzes /Tests / assignments / examinations and projects to evaluate students understanding of the course | 8.69 | 9.25 | 10 | 8.8 |
| Ability to integrate content with other courses | 8.77 | 8.98 | 10 | 8.65 |
| Ability to integrate course material with environment/other issues, to provide a broader perspective | 8.78 | 9.06 | 10 | 8.79 |
| Accessibility of the teacher in and out of the class (includes availability of the teacher to motivate further study and discussion outside class) | 8.9 | 9.15 | 10 | 8.58 |
| Communication Skills | 8.98 | 9.21 | 10 | 8.94 |
| Interest generated by the teacher | 8.86 | 9.06 | 10 | 8.66 |
| Knowledge base of the teacher | 9.16 | 9.36 | 10 | 9.16 |
| Overall rating | 8.93 | 9.27 | 10 | 9.04 |
| Provision of sufficient time for feedback | 8.91 | 9.14 | 10 | 8.78 |
| Sincerity / Commitment of the teacher | 9.04 | 9.24 | 10 | 9.05 |

Comparison based on average score

- Average Score - Overall average of particular question
 - Total Average - Average of all questions and responses
 - Result - Based on comparison of Total Average with Average Score
- > Below is the data where, Institute can focus on improvement areas.

| Question | Avg score | Total avg | Result |
|--|-----------|-----------|-------------------|
| Ability to design quizzes /Tests / assignments / examinations and projects to evaluate students understanding of the course | 8.87 | 8.97 | Needs improvement |
| Ability to integrate content with other courses | 8.8 | 8.97 | Needs improvement |
| Ability to integrate course material with environment/other issues, to provide a broader perspective | 8.87 | 8.97 | Needs improvement |
| Accessibility of the teacher in and out of the class (includes availability of the teacher to motivate further study and discussion outside class) | 8.89 | 8.97 | Needs improvement |
| Communication Skills | 9.04 | 8.97 | Ok |

| | | | |
|---|------|------|-------------------|
| Interest generated by the teacher | 8.87 | 8.97 | Needs improvement |
| Knowledge base of the teacher | 9.22 | 8.97 | Ok |
| Overall rating | 9.06 | 8.97 | Ok |
| Provision of sufficient time for feedback | 8.95 | 8.97 | Needs improvement |
| Sincerity / Commitment of the teacher | 9.1 | 8.97 | Ok |

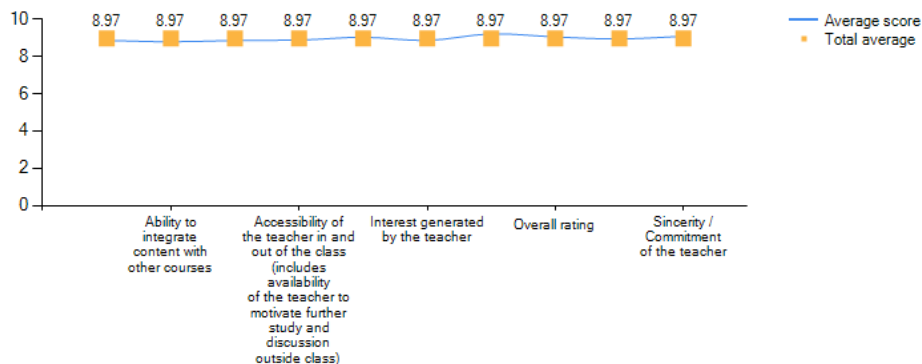


Figure5: Bar Spline Diagram - comparison based on average score

Comparison of maximum and minimum score

- Average Score - Overall average of particular question
- Total Average - Average of all questions and responses
- Max Score - Maximum score of particular question
- Min Score - Minimum score of particular question
- Result - Based on comparison of Total Average with Average Score

| Question | Avg score | Total avg | Max score | Min score | Result |
|--|-----------|-----------|-----------|-----------|-------------------|
| Ability to design quizzes /Tests / assignments / examinations and projects to evaluate students understanding of the course | 8.87 | 8.97 | 10 | 5.5 | Needs improvement |
| Ability to integrate content with other courses | 8.8 | 8.97 | 10 | 5.5 | Needs improvement |
| Ability to integrate course material with environment/other issues, to provide a broader perspective | 8.87 | 8.97 | 10 | 5.5 | Needs improvement |
| Accessibility of the teacher in and out of the class (includes availability of the teacher to motivate further study and discussion outside class) | 8.89 | 8.97 | 10 | 5.5 | Needs improvement |
| Communication Skills | 9.04 | 8.97 | 10 | 5.5 | Ok |
| Interest generated by the teacher | 8.87 | 8.97 | 10 | 5.5 | Needs improvement |
| Knowledge base of the teacher | 9.22 | 8.97 | 10 | 5.5 | Ok |
| Overall rating | 9.06 | 8.97 | 10 | 5.5 | Ok |
| Provision of sufficient time for feedback | 8.95 | 8.97 | 10 | 5.5 | Needs improvement |
| Sincerity / Commitment of the teacher | 9.1 | 8.97 | 10 | 5.5 | Ok |

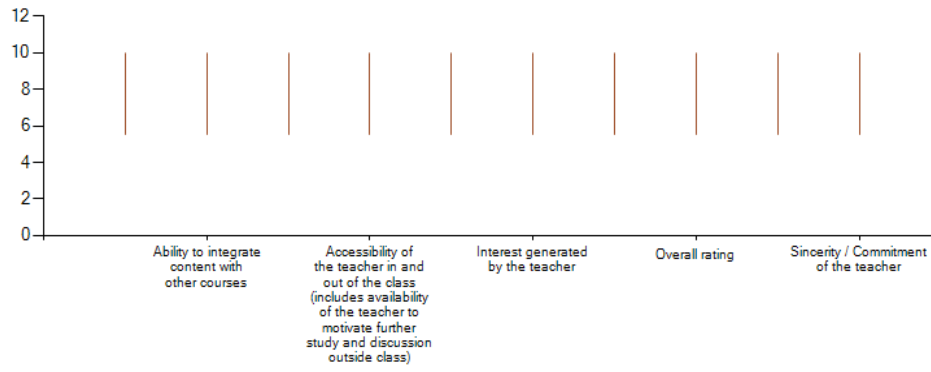


Figure6: Candlestick Diagram - reflects the max & min score