

## About the college

Following is a brief profile of Rajdhani College

## Feedback Framework

Following is the list of questions, which is taken by the stakeholders

Question	Option
Knowledge base of the teacher	Very Good
Knowledge base of the teacher	Good
Knowledge base of the teacher	Satisfactory
Knowledge base of the teacher	Below threshold
Communication Skills	Very Good
Communication Skills	Good
Communication Skills	Satisfactory
Communication Skills	Below threshold
Sincerity / Commitment of the teacher	Very Good
Sincerity / Commitment of the teacher	Good
Sincerity / Commitment of the teacher	Satisfactory
Sincerity / Commitment of the teacher	Below threshold
Interest generated by the teacher	Very Good
Interest generated by the teacher	Good
Interest generated by the teacher	Satisfactory
Interest generated by the teacher	Below threshold
Ability to integrate course material with environment/other issues, to provide a broader perspective	Very Good
Ability to integrate course material with environment/other issues, to provide a broader perspective	Good
Ability to integrate course material with environment/other issues, to provide a broader perspective	Satisfactory
Ability to integrate course material with environment/other issues, to provide a broader perspective	Below threshold
Ability to integrate content with other courses	Very Good
Ability to integrate content with other courses	Good
Ability to integrate content with other courses	Satisfactory
Ability to integrate content with other courses	Below threshold
Accessibility of the teacher in and out of the class (includes availability of the teacher to motivate further study and discussion outside class)	Very Good
Accessibility of the teacher in and out of the class (includes availability of the teacher to motivate further study and discussion outside class)	Good

Accessibility of the teacher in and out of the class (includes availability of the teacher to motivate further study and discussion outside class)	Satisfactory
Accessibility of the teacher in and out of the class (includes availability of the teacher to motivate further study and discussion outside class)	Below threshold
Ability to design quizzes /Tests / assignments / examinations and projects to evaluate students understanding of the course	Very Good
Ability to design quizzes /Tests / assignments / examinations and projects to evaluate students understanding of the course	Good
Ability to design quizzes /Tests / assignments / examinations and projects to evaluate students understanding of the course	Satisfactory
Ability to design quizzes /Tests / assignments / examinations and projects to evaluate students understanding of the course	Below threshold
Provision of sufficient time for feedback	Very Good
Provision of sufficient time for feedback	Good
Provision of sufficient time for feedback	Satisfactory
Provision of sufficient time for feedback	Below threshold
Overall rating	Very Good
Overall rating	Good
Overall rating	Satisfactory
Overall rating	Below threshold

### Total questions answered by the all students

> Above framework has been selected for the feedback and here is the summary of responses

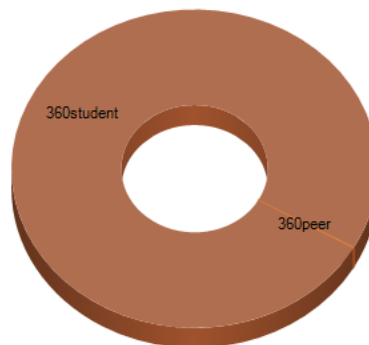


Figure1: Doughnut Diagram - number of responses

Type	Total Number
360student	5483
360peer	10

### Summary of number of respondents

> Below is the total number of students and faculty who is taken the feedback

Type	Total Number
360peer	1
360student	235

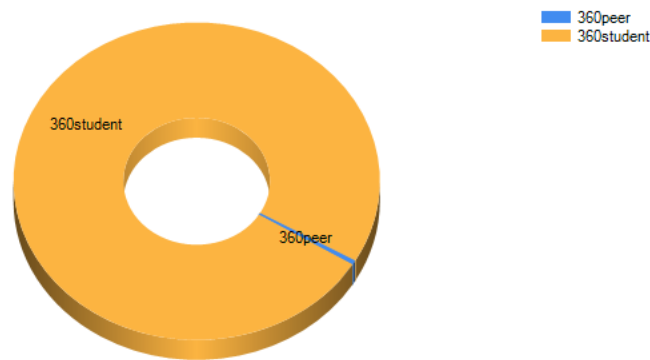


Figure2: Doughnut Diagram - number of respondents

## Average score per question

> Below is the data, that reflects average score per question

Question	Score
Sincerity / Commitment of the teacher	9.1
Knowledge base of the teacher	9.22
Ability to integrate course material with environment/other issues, to provide a broader perspective	8.87
Interest generated by the teacher	8.87
Ability to design quizzes /Tests / assignments / examinations and projects to evaluate students understanding of the course	8.87
Accessibility of the teacher in and out of the class (includes availability of the teacher to motivate further study and discussion outside class)	8.89
Overall rating	9.06
Provision of sufficient time for feedback	8.95
Communication Skills	9.04
Ability to integrate content with other courses	8.8

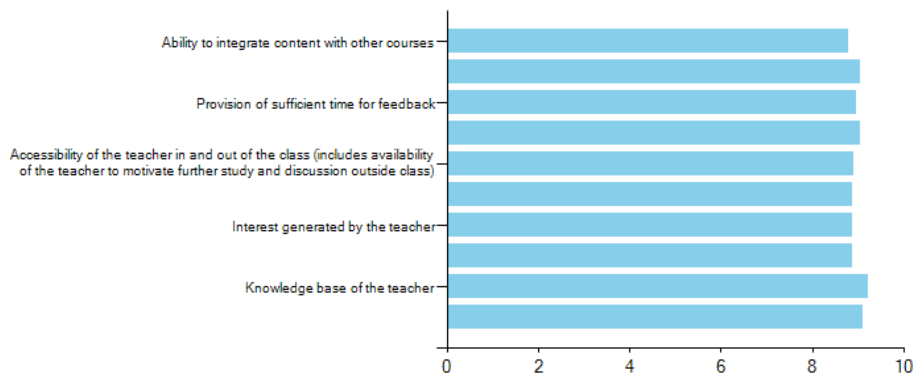


Figure3: Bar Diagram - average score per question

## Summary of responses for every option

> Below is the data that reflects, summary of responses for every option

Question	Option	Count
Overall rating	Good	156
Communication Skills	Below threshold	25
Sincerity / Commitment of the teacher	Good	157
Communication Skills	Satisfactory	57
Ability to integrate content with other courses	Very Good	266
Knowledge base of the teacher	Good	129
Overall rating	Below threshold	22
Ability to design quizzes /Tests / assignments / examinations and projects to evaluate students understanding of the course	Good	189
Ability to integrate content with other courses	Good	194
Accessibility of the teacher in and out of the class (includes availability of the teacher to motivate further study and discussion outside class)	Very Good	283
Interest generated by the teacher	Satisfactory	70
Ability to integrate course material with environment/other issues, to provide a broader perspective	Below threshold	37
Communication Skills	Very Good	304
Provision of sufficient time for feedback	Good	174
Interest generated by the teacher	Below threshold	35
Ability to integrate course material with environment/other issues, to provide a broader perspective	Satisfactory	63
Accessibility of the teacher in and out of the class (includes availability of the teacher to motivate further study and discussion outside class)	Satisfactory	56
Provision of sufficient time for feedback	Below threshold	25
Ability to integrate course material with environment/other issues, to provide a broader perspective	Very Good	274
Interest generated by the teacher	Very Good	276
Accessibility of the teacher in and out of the class (includes availability of the teacher to motivate further study and discussion outside class)	Good	175
Sincerity / Commitment of the teacher	Satisfactory	52
Knowledge base of the teacher	Very Good	347
Ability to design quizzes /Tests / assignments / examinations and projects to evaluate students understanding of the course	Below threshold	35
Sincerity / Commitment of the teacher	Below threshold	21
Sincerity / Commitment of the teacher	Very Good	315
Knowledge base of the teacher	Satisfactory	52
Overall rating	Satisfactory	54
Ability to integrate content with other courses	Satisfactory	77
Accessibility of the teacher in and out of the class (includes availability of the teacher to motivate further study and discussion outside class)	Below threshold	40
Ability to design quizzes /Tests / assignments / examinations and projects to evaluate students understanding of the course	Very Good	287
Communication Skills	Good	155
Ability to integrate course material with environment/other issues, to provide a broader perspective	Good	181
Ability to design quizzes /Tests / assignments / examinations and projects to evaluate students understanding of the course	Satisfactory	71

Knowledge base of the teacher	Below threshold	16
Ability to integrate content with other courses	Below threshold	36
Overall rating	Very Good	299
Provision of sufficient time for feedback	Very Good	265
Interest generated by the teacher	Good	166
Provision of sufficient time for feedback	Satisfactory	57

## Score across course

> Below is the data for the students, who have given the feedback across various courses offered

Question	B.Sc (Prog) Electronics	B.Sc (Prog) PCM	B.A (Hons) History	B.Com (Hons)	B.Sc (prog) Computer Science	B.Sc (Hons) Electronics	B.A (Hons) Sanskrit	B.Sc (Hons) CHEMISTRY	B.A. (Hindi)	B.Sc (Hons) Mathematics	B.A (Hons) Political Science	B.A (Ho) Econonr
Ability to design quizzes /Tests / assignments / examinations and projects to evaluate students understanding of the course	8.66	9	8.52	9.15	7.18	9.5	10	8.77	9.34	9.09	10	8.72
Ability to integrate content with other courses	8.88	8.5	8.64	9	7.18	9.83	10	8.41	9.07	9.4	10	9.03
Ability to integrate course material with environment/other issues, to provide a broader perspective	8.66	8.5	8.8	8.76	6.81	9.83	10	8.69	9.12	9.25	10	9.07
Accessibility of the teacher in and out of the class (includes availability of the teacher to motivate further study and discussion outside class)	8.72	8.5	8.73	9.45	7.66	9.83	10	8.42	9.22	9.09	8.5	8.77
Communication Skills	8.7	8.5	8.92	9.1	7.93	9.83	10	9.05	9.23	9.09	10	9.06
Interest generated by the teacher	8.7	8.12	8.54	9.02	7.56	9.83	10	8.75	9.08	9.09	8.5	9.08
Knowledge base of the teacher	9.11	8.5	9.15	9.19	8.31	9.66	10	9.11	9.37	9.4	10	9.23
Overall rating	8.83	8.5	9.01	9.22	7.64	10	10	8.9	9.37	9.4		9.11
Provision of sufficient time for feedback	8.6	9	8.77	9.07	7.75	10	10	8.5	9.2	9.4		8.9
Sincerity / Commitment of the teacher	8.98	9.62	9.02	9.19	7.56	9.83	10	9.32	9.26	8.8	10	9.03

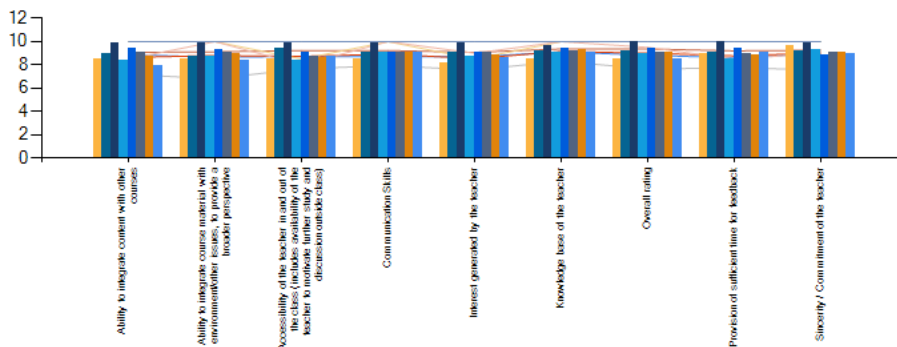


Figure4: Spline Diagram - score across course

## Score across batch

> Below is the data for the students, who have given the feedback across various batches

Question	2016-17	2017-18	NA	2018-19
Ability to design quizzes /Tests / assignments / examinations and projects to evaluate students understanding of the course	8.69	9.25	10	8.8
Ability to integrate content with other courses	8.77	8.98	10	8.65
Ability to integrate course material with environment/other issues, to provide a broader perspective	8.78	9.06	10	8.79
Accessibility of the teacher in and out of the class (includes availability of the teacher to motivate further study and discussion outside class)	8.9	9.15	10	8.58
Communication Skills	8.98	9.21	10	8.94
Interest generated by the teacher	8.86	9.06	10	8.66
Knowledge base of the teacher	9.16	9.36	10	9.16
Overall rating	8.93	9.27	10	9.04
Provision of sufficient time for feedback	8.91	9.14	10	8.78
Sincerity / Commitment of the teacher	9.04	9.24	10	9.05

## Comparison based on average score

- Average Score - Overall average of particular question
  - Total Average - Average of all questions and responses
  - Result - Based on comparison of Total Average with Average Score
- > Below is the data where, Institute can focus on improvement areas.

Question	Avg score	Total avg	Result
Ability to design quizzes /Tests / assignments / examinations and projects to evaluate students understanding of the course	8.87	8.97	Needs improvement
Ability to integrate content with other courses	8.8	8.97	Needs improvement
Ability to integrate course material with environment/other issues, to provide a broader perspective	8.87	8.97	Needs improvement
Accessibility of the teacher in and out of the class (includes availability of the teacher to motivate further study and discussion outside class)	8.89	8.97	Needs improvement
Communication Skills	9.04	8.97	Ok

Interest generated by the teacher	8.87	8.97	Needs improvement
Knowledge base of the teacher	9.22	8.97	Ok
Overall rating	9.06	8.97	Ok
Provision of sufficient time for feedback	8.95	8.97	Needs improvement
Sincerity / Commitment of the teacher	9.1	8.97	Ok

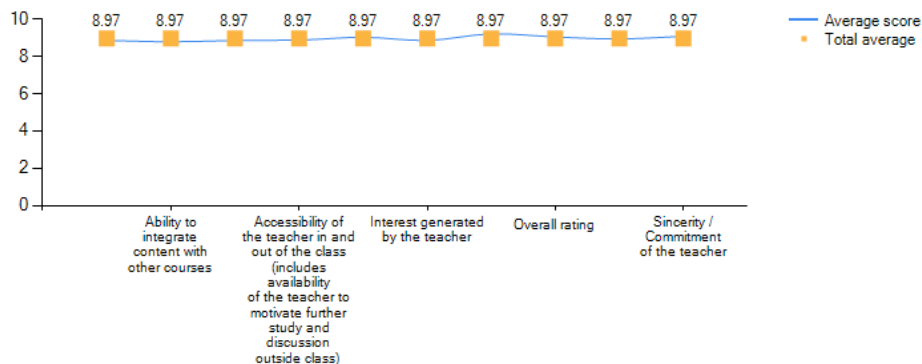


Figure5: Bar Spline Diagram - comparison based on average score

## Comparison of maximum and minimum score

- Average Score - Overall average of particular question
- Total Average - Average of all questions and responses
- Max Score - Maximum score of particular question
- Min Score - Minimum score of particular question
- Result - Based on comparison of Total Average with Average Score

Question	Avg score	Total avg	Max score	Min score	Result
Ability to design quizzes /Tests / assignments / examinations and projects to evaluate students understanding of the course	8.87	8.97	10	5.5	Needs improvement
Ability to integrate content with other courses	8.8	8.97	10	5.5	Needs improvement
Ability to integrate course material with environment/other issues, to provide a broader perspective	8.87	8.97	10	5.5	Needs improvement
Accessibility of the teacher in and out of the class (includes availability of the teacher to motivate further study and discussion outside class)	8.89	8.97	10	5.5	Needs improvement
Communication Skills	9.04	8.97	10	5.5	Ok
Interest generated by the teacher	8.87	8.97	10	5.5	Needs improvement
Knowledge base of the teacher	9.22	8.97	10	5.5	Ok
Overall rating	9.06	8.97	10	5.5	Ok
Provision of sufficient time for feedback	8.95	8.97	10	5.5	Needs improvement
Sincerity / Commitment of the teacher	9.1	8.97	10	5.5	Ok

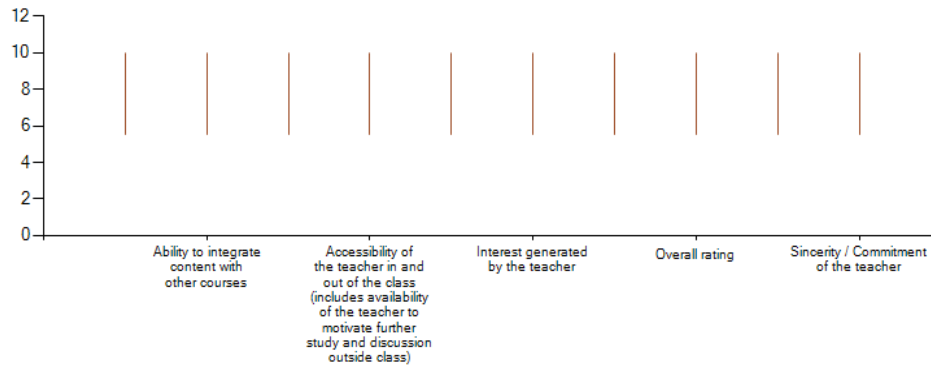


Figure6: Candlestick Diagram - reflects the max & min score